

SFA | Amboßweg 1a | 59519 Möhnesee

Operating Instructions Sling Swivel Quality Category 10 (AW-LBO) (as of July 2021)

EC Declaration of Conformity

Machinery Directive 2006/42/EC Appendix IIA

It is hereby confirmed that all materials covered by this declaration comply with all applicable provisions of Directive 2006/42/EC.

Before each use, sling swivels must be inspected for the following aspects.

- The sling swivels must not show any defects due to wear, corrosion, cracks or significant deformations.
- The markings must be clearly legible.
- The loads to be lifted must correspond to the respective lifting capacities, please refer to the table of load capacities.
- Wear and tear of the ring in the area of the hook to be used must not be less than 10% of the nominal diameter.
- The swivel bracket must be firmly screwed on and the upper part must be able to rotate freely.

If the inspections lead to a negative result, the sling swivel must no longer be used and must be replaced.

Please note:

- Inspections must be carried out by qualified personnel.
- The sling swivels, since they are lifting accessories, must be subjected to regular inspections which must be planned in accordance with the applicable regulations and laws.
- The swivel brackets may only be installed by qualified personnel. The corresponding provisions of the Machinery Directive 2006/42/EC with subsequent amendments must be taken into account.
- The specialist who supervises the lifting operation must always determine the centre of gravity of the load and position the sling swivel so that it is always ensured that the load is evenly distributed.
- If the load is asymmetrical, consider reducing the load capacity according to the reference table.
- Check the suitability of the strength class of the nut screw for the sling swivel in relation to the load to be lifted (the material of the nut screw must have a tensile strength equal to or greater than that of steel S235JR - reference UNI ES 10025).
- The depth of the threaded hole must be at least equal to the length of the thread (M) if the counterpart is made of steel, otherwise $1.25 \cdot M$ cast iron applies if $< 200N/mm^2$ $1.5 \cdot M$ / aluminium alloys $2 \cdot M$ / other light metals with low strength $2.5 \cdot M$.
- The threaded hole must be at right angles to the contact surface.

Oficiální prodejce:



Šalounova 746/31
703 00 Ostrava - Vítkovice
www.pavlinek.cz

Tel.: +420 595 693 911
Fax: +420 595 693 958
E-mail: obchod@pavlinek.cz

Anschrift

SFA GmbH
Amboßweg 1a
59519 Möhnesee

Eintragung


SFA GmbH
HRB 9095 (Arnsberg)
Geschäftsführer: Mirko Geschke
USt-IdNr.: DE 270798733
Steuer-Nr.: 343/5781/2955

Fernverbindungen

Telefon: +49 2924 876601
Telefax: +49 2924 876614
Mobil: +49 176 20344600
E-Mail: mail@anschweisspunkte.de
Internet: www.anschweisspunkte.de

Bankverbindungen

Sparkasse Soest-Werl
IBAN: DE65 4145 0075 0000 0879 73
SWIFT: WELADED1SOS



SFA | Amboßweg 1a | 59519 Möhnesee

- Check whether the contact surface of the nut screw is suitable in terms of flatness and size to ensure the support of the entire plain surface of the hub eyelet and that there is sufficient contact. The use of the sling swivel with cantilevered parts of the contact surface is prohibited.
- To install the sling swivel, it is sufficient to tighten the screw manually with an Allen key, but no extensions should be used, as the screw could be overloaded with too high a tightening torque.
- Hand-tighten the sling swivel until the swivel is completely in contact with the bearing surface. Observe the table for the tightening torque when the screw-on swivel is permanently used for turning and turning.
- After tightening, check whether the upper part can be turned freely and smoothly (360°).
- After assembly, the ring must be aligned in the direction of the load.
- Temperature suitability

Ambient temperature	Reduction of the load-bearing capacity
Below - 40 °C	Not permitted
From - 40 °C to 100 °C	None
From 100 °C to 200 °C	-15%
From 200 °C to 250 °C	-20%
From 250 °C to 350 °C	-25%
Over 350 °C	Not permitted

- 4-fold safety
- If the sling swivel is used exclusively for lashing purposes, the lashing capacity (LC) corresponds to twice the specified load capacity (WLL).
- After a maximum rotation of up to 180 degrees, the tightening torque of the screw must be checked.
- The ring screw can be used with complete safety up to a maximum of 20,000 lifting operations at full load.
- When lifting under high risk, the legal provisions for the protection of the person must be taken into account.
- Failure to comply with the information may result in personal injury or damage to property.

Prohibited activities

- Do not use the sling swivels in an acidic environment or in the case of severe corrosion by chemical substances and/or in an explosive atmosphere.
- The load carrying capacity values in the table must not be exceeded.
- Do not use for purposes other than those intended.
- The specified tightening torques must not be exceeded during assembly of the sling swivels (see table).
- Do not use for lifting persons.
- It is forbidden to stay in the danger area (below the danger area, as well as the area of the possible fall and the range of the possibly vibrating component) during use.

Oficiální prodejce:



Šalounova 746/31
703 00 Ostrava - Vítkovice
www.pavlinek.cz

Tel.: +420 595 693 911
Fax: +420 595 693 958
E-mail: obchod@pavlinek.cz

Anschrift

SFA GmbH
Amboßweg 1a
59519 Möhnesee

Eintragung


SFA GmbH
HRB 9095 (Arnsberg)
Geschäftsführer: Mirko Geschke
USt-IdNr.: DE 270798733
Steuer-Nr.: 343/5781/2955

Fernverbindungen

Telefon: +49 2924 876601
Telefax: +49 2924 876614
Mobil: +49 176 20344600
E-Mail: mail@anschweisspunkte.de
Internet: www.anschweisspunkte.de

Bankverbindungen

Sparkasse Soest-Werl
IBAN: DE65 4145 0075 0000 0879 73
SWIFT: WELADED1SOS



SFA | Amboßweg 1a | 59519 Möhnesee

- The warranty periods expire, if changes or repairs are carried out and/or subsequent treatment is carried out on the product. Any liability shall then expire.
- The use of the bracket is not permitted in the 0 - 15 degree position.
- The use of the bracket in negative folding direction (in direction of screw - loads above head) is not permitted.

- **Storage**
- The sling swivel must be stored in a suitable environment (e.g. dry, non-corrosive etc.).

Oficiální prodejce:



PAVLÍNEK
VÁZACÍ PROSTŘEDKY

Šalounova 746/31
703 00 Ostrava - Vítkovice
www.pavlinek.cz

Tel.: +420 595 693 911
Fax: +420 595 693 958
E-mail: obchod@pavlinek.cz

Anschrift

SFA GmbH
Amboßweg 1a
59519 Möhnesee

Eintragung

SFA GmbH
HRB 9095 (Arnsberg)
Geschäftsführer: Mirko Geschke
USt-IdNr.: DE 270798733
Steuer-Nr.: 343/5781/2955

Fernverbindungen

Telefon: +49 2924 876601
Telefax: +49 2924 876614
Mobil: +49 176 20344600
E-Mail: mail@anschweisspunkte.de
Internet: www.anschweisspunkte.de

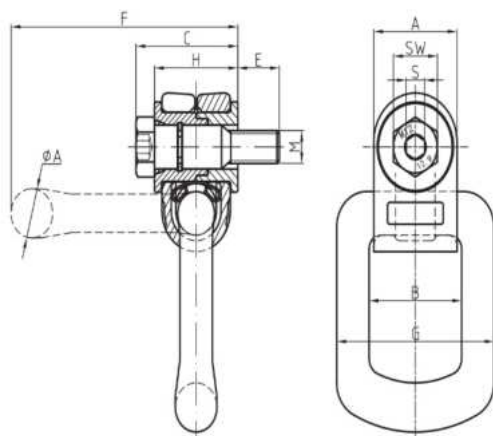
Bankverbindungen

Sparkasse Soest-Werl
IBAN: DE65 4145 0075 0000 0879 73
SWIFT: WELADED1SOS



SFA | Amboßweg 1a | 59519 Möhnesee

Dimension table Sling Swivel GK 10



Oficiální prodejce:



Šalounova 746/31
703 00 Ostrava - Vitkovice
www.pavlinek.cz

Tel.: +420 595 693 911
Fax: +420 595 693 958
E-mail: obchod@pavlinek.cz

Item number	Thread	WLL (T)	A (mm)	B (mm)	C (mm)	AΦ(mm)	E (mm)	F (mm)	G (mm)	H (mm)	SW(mm)	S (mm)	Tightening torque (Nm)
AW-LBO-M08x11-300KG	M8x11	0.3	30	35	35	14	11	85	55	29	13	6	30
AW-LBO-M10x16-630KG	M10x16	0.63	30	35	36	14	16	85	55	29	17	6	60
AW-LBO-M12x18-1000KG	M12x18	1	36	40	44	18	18	98	68	36	19	8	100
AW-LBO-M14x21-1200KG	M14x21	1.2	36	40	45	18	21	98	68	36	22	10	120
AW-LBO-M16x24-1500KG	M16x24	1.5	36	40	46	18	24	98	68	36	24	10	150
AW-LBO-M18x26-2000KG	M18x26	2	50	54	57	16	26	126	83	43	30	12	200
AW-LBO-M20x30-2500KG	M20x30	2.5	50	54	57	16	30	126	83	43	30	12	250
AW-LBO-M24x35-4000KG	M24x35	4	50	54	59	16	35	126	83	43	36	14	400
AW-LBO-M27x38-4000KG	M27x38	4	68	73	82	27	38	178	119	65	41	17	400
AW-LBO-M30x48-5000KG	M30x48	5	68	73	84	27	48	178	119	65	46	17	500
AW-LBO-M36x54-7000KG	M36x54	7	68	73	88	27	54	178	119	65	55	22	700
AW-LBO-M36x62-8000KG	M36x62	8	86	94	101	31	62	225	148	78	55	22	800
AW-LBO-M42x72-10000KG	M42x72	10	86	94	104	31	72	225	148	78	65	24	1000
AW-LBO-M42x63-15000KG	M42x63	15	95	104	116	40	63	259	176	90	65	24	1500
AW-LBO-M48x72-20000KG	M48x72	20	95	104	120	40	72	259	176	90	75	27	2000

Anschrift

SFA GmbH
Amboßweg 1a
59519 Möhnesee

Eintragung

SFA GmbH
HRB 9095 (Arnsberg)
Geschäftsführer: Mirko Geschke
USt-IdNr.: DE 270798733
Steuer-Nr.: 343/5781/2955

Fernverbindungen

Telefon: +49 2924 876601
Telefax: +49 2924 876614
Mobil: +49 176 20344600
E-Mail: mail@anschweisspunkte.de
Internet: www.anschweisspunkte.de

Bankverbindungen

Sparkasse Soest-Werl
IBAN: DE65 4145 0075 0000 0879 73
SWIFT: WELADED1SOS



SFA | Amboßweg 1a | 59519 Möhnesee

Maximum load capacity "G" for different types of stops for sling swivel GK 10

Stop type										
Number of strands		1	1	2	2	2 symmetrical		3; 4 symmetrical		2; 3; 4
Angle		0°	90°	0°	90°	0° - 45°	45° - 60°	0° - 45°	45° - 60°	asymmetric.
Factor		1.0	1.0	2.0	2.0	1.4	1.0	2.1	1.5	1.0
Item number	Thread	WLL (T)								
AW-LBO-M08x11-300KG	M8x11	0.3	0.3	0.6	0.6	0.42	0.3	0.63	0.45	0.3
AW-LBO-M10x16-630KG	M10x16	0.63	0.63	1.26	1.26	0.88	0.63	1.32	0.95	0.63
AW-LBO-M12x18-1000KG	M12x18	1.0	1.0	2.0	2.0	1.4	1.0	2.1	1.5	1.0
AW-LBO-M14x21-1200KG	M14x21	1.2	1.2	2.4	2.4	1.68	1.2	2.52	1.8	1.2
AW-LBO-M16x24-1500KG	M16x24	1.5	1.5	3.0	3.0	2.1	1.5	3.15	2.25	1.5
AW-LBO-M18x26-2000KG	M18x26	2.0	2.0	4.0	4.0	2.8	2.0	4.2	3.0	2.0
AW-LBO-M20x30-2500KG	M20x30	2.5	2.5	5.0	5.0	3.5	2.5	5.25	3.75	2.5
AW-LBO-M24x35-4000KG	M24x35	4.0	4.0	8.0	8.0	5.6	4.0	8.4	6.0	4.0
AW-LBO-M27x38-4000KG	M27x38	4.0	4.0	8.0	8.0	5.6	4.0	8.4	6.0	4.0
AW-LBO-M30x48-5000KG	M30x48	5.0	5.0	10.0	10.0	7.0	5.0	10.5	7.5	5.0
AW-LBO-M36x54-7000KG	M36x54 (7T)	7.0	7.0	14.0	14.0	9.8	7.0	14.7	10.5	7.0
AW-LBO-M36x62-8000KG	M36x62 (8T)	8.0	8.0	16.0	16.0	11.2	8.0	16.8	12.0	8.0
AW-LBO-M42x72-10000KG	M42x72 (10T)	10.0	10.0	20.0	20.0	14.0	10.0	21.0	15.0	10.0
AW-LBO-M42x63-15000KG	M42x63 (15T)	15.0	15.0	30.0	30.0	21.0	15.0	31.5	22.5	15.0
AW-LBO-M48x72-20000KG	M48x72	20.0	20.0	40.0	40.0	28.0	20.0	42.0	30.0	20.0

The above information is based on the following standards and specifications:

- DIN EN 10204:2004
- DIN EN 1677-1:2009-03
- GS MO 15-04

Oficiální prodejce:



Šalounova 746/31
703 00 Ostrava - Vítkovice
www.pavlinek.cz

Tel.: +420 595 693 911
Fax: +420 595 693 958
E-mail: obchod@pavlinek.cz

Anschrift

SFA GmbH
Amboßweg 1a
59519 Möhnesee

Eintragung

SFA GmbH
HRB 9095 (Arnsberg)
Geschäftsführer: Mirko Geschke
USt-IdNr.: DE 270798733
Steuer-Nr.: 343/5781/2955

Fernverbindungen

Telefon: +49 2924 876601
Telefax: +49 2924 876614
Mobil: +49 176 20344600
E-Mail: mail@anschweisspunkte.de
Internet: www.anschweisspunkte.de

Bankverbindungen

Sparkasse Soest-Werl
IBAN: DE65 4145 0075 0000 0879 73
SWIFT: WELADED1SOS